

PRODUCT GUIDE

uPVC Pressure Pipes and Fittings System

Diameter Wall Thickness and Length Dimensions

**Solvent Socketed Pipe for cold water service to SLS 147: 1993
ISO 161/1:1978**




Nominal Diameter	Mean Outside Diameter (Dm)		Length L	TYPE 250 kPa (2.5 PN – Nominal Pressure)			TYPE 400 kPa (4 PN – Nominal Pressure)			TYPE 600 kPa (6 PN – Nominal Pressure)			TYPE 1000 kPa (10 PN – Nominal Pressure)		
	mm	Mini mm		Max mm	Nominal Internal Diameter mm	Thickness Min mm	Max mm	Nominal Internal Diameter mm	Thickness Min mm	Max mm	Nominal Internal Diameter mm	Thickness Min mm	Max mm	Nominal Internal Diameter mm	Thickness Min mm
20	20.0	20.3	4	--	--	--	--	--	--	--	--	--	18	1.2	1.6
25	25.0	25.3	4	--	--	--	--	--	--	--	--	--	22	1.5	1.9
32	32.0	32.3	4	--	--	--	--	--	--	30	1.2	1.6	28	1.9	2.3
40	40.0	40.3	4	--	--	--	--	--	--	37	1.5	1.9	35	2.3	2.8
50	50.0	50.3	4	--	--	--	--	--	--	46	1.8	2.2	44	2.9	3.4
63	63.0	63.3	4	--	--	--	60	1.5	1.9	58	2.3	2.8	55	3.7	4.3
75	75.0	75.3	4	--	--	--	71	1.8	2.2	69	2.7	3.2	65	4.4	5.1
90	90.0	90.3	6	--	--	--	85	2.2	2.7	83	3.2	3.8	79	5.2	6.0
110	110.0	110.4	6	106	1.7	2.1	104	2.7	3.2	102	3.9	4.5	97	6.4	7.3
140	140.0	140.5	6	--	--	--	--	--	--	128	5.0	5.7	123	8.1	9.2
160	160.0	160.5	6	155	2.5	3.0	152	3.9	4.5	148	5.7	6.5	140	9.2	10.4
225	225.0	225.7	6	--	--	--	214	5.4	6.2	208	8.0	9.0	198	13.0	14.5
280	280.0	280.9	6	--	--	--	266	6.7	7.6	259	9.9	11.1	246	16.1	18.0

All dimensions are in millimeters unless stated other wise

NOTE: The above pipes are available with plain ended (PE) or solvent socketed (SS)

**Bell Formed Pipes for cold water service to SLS 147: 1993
ISO 161/1:1978**

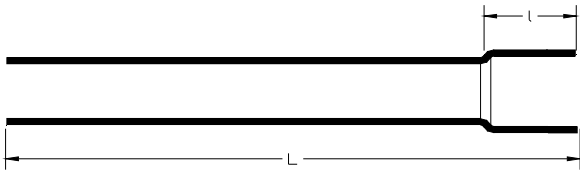


Nominal Diameter	Mean Outside Diameter (Dm)		Length L	TYPE 250 kPa (2.5 PN – Nominal Pressure)			TYPE 400 kPa (4 PN – Nominal Pressure)			TYPE 600 kPa (6 PN – Nominal Pressure)			TYPE 1000 kPa (10 PN – Nominal Pressure)		
	mm	Mini mm		Max mm	Nominal Internal Diameter mm	Thickness Min mm	Max mm	Nominal Internal Diameter mm	Thickness Min mm	Max mm	Nominal Internal Diameter mm	Thickness Min mm	Max mm	Nominal Internal Diameter mm	Thickness Min mm
63	63.0	63.3	4	--	--	--	60	1.5	1.9	58	2.3	2.8	55	3.7	4.3
75	75.0	75.3	4	--	--	--	71	1.8	2.2	69	2.7	3.2	65	4.4	5.1
90	90.0	90.3	6	--	--	--	85	2.2	2.7	83	3.2	3.8	79	5.2	6.0
110	110.0	110.4	6	106	1.7	2.1	104	2.7	3.2	102	3.9	4.5	97	6.4	7.3
160	160.0	160.5	6	155	2.5	3.0	152	3.9	4.5	148	5.7	6.5	140	9.2	10.4
225	225.0	225.7	6	--	--	--	214	5.4	6.2	208	8.0	9.0	198	13.0	14.5
280	280.0	280.9	6	--	--	--	266	6.7	7.6	259	9.9	11.1	246	16.1	18.0

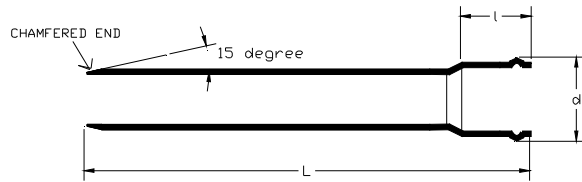
Preformed ends

Pipes are manufactured with plain square cut ends. They can be supplied as manufactured or with one preformed end, Socketed for solvent welding or Bell end with chamfered other end for rubber ring seal joint.

Socketed joint for Solvent welding



Bell end for Rubber Ring seal joint



Nominal Size mm	Socket Length l mm
20	20
25	24
32	28
40	34
50	41
63	50
75	59
90	69
110	83
140	104
160	118
225	164
280	202

Nominal Size mm	Socket Length l mm	d _{max} mm			
		PN 10	PN 6	PN 4	PN 2.5
63	90	88	85	84	--
75	100	103	100	98	--
90	105	121	118	116	--
110	110	145	141	139	137
160	130	204	198	195	--
225	155	281	272	269	--
280	180	345	334	328	--